



Copper Press Fittings

For water and gas applications



Product Catalogue



Press Fittings Index

Copper Press Fittings - M Profile



Code: **6040M**
45° Street Elbow



Code: **6041M**
45° Elbow



Code: **6090GM**
Female Elbow



Code: **6090M**
90° Equal Elbow



Code: **6092GM**
Male Elbow



Code: **6092M**
90° Street Elbow



Code: **6130GM**
Female Tee



Code: **6130M**
Equal Tee



Code: **6130RM**
Reduced End Tee



Code: **6130RM**
Reduced Branch Tee



Code: **6130RM**
Reduced End & Branch Tee



Code: **6240GM**
Swivel Connector



Code: **6240M**
Reducing Coupling



Code: **6243GM**
Male Adaptor



Code: **6243M**
Fitting Reducer



Code: **6270GM**
Female Adaptor



Code: **6270M**
Straight Coupling



Code: **6270SM**
Slip Coupling




Code: **6301M**
Stop End



Code: **6431GM**
Male Union



Code: **6472GM**
Wallplate Elbow



6040M 45° Street Elbow



Code (Water)	Code (Gas)	Size	Weight	A	B	Xa	Xb
6040M.15B	6040M.15GY	15mm	0.046	27.5	34	20	26.5
6040M.22B	6040M.22GY	22mm	0.075	32	42	21	31
6040M.28B	6040M.28GY	28mm	0.113	37	48	23	34
6040M.35B	-	35mm	0.173	43.5	58	26	40.5
6040M.42B	-	42mm	0.318	51	73	30	52
6040M.54B	-	54mm	0.472	62	85	35	58
6040M.67B	-	67mm	0.609	85	90	50	53
6040M.76B	-	76mm	0.869	91	97	50	55
6040M.108B	-	108mm	1.860	123	136	67	72

6090M 90° Equal Elbow



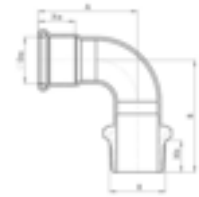
Code (Water)	Code (Gas)	Size	Weight	A	B	Xa	Xb
6090M.15B	6090M.15GY	15mm	0.046	38	38	20	20
6090M.22B	6090M.22GY	22mm	0.075	47.4	47.4	21	21
6090M.28B	6090M.28GY	28mm	0.113	56.6	56.6	23	23
6090M.35B	-	35mm	0.173	68	68	26	26
6090M.42B	-	42mm	0.318	80.4	80.4	30	30
6090M.54B	-	54mm	0.472	100	100	35	35
6090M.67B	-	67mm	0.819	132	132	50	50
6090M.76B	-	76mm	1.148	142	142	50	50
6090M.108B	-	108mm	2.580	200	200	67	67

6041M 45° Elbow



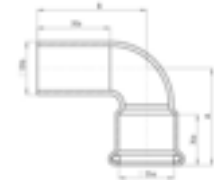
Code (Water)	Code (Gas)	Size	Weight	A	B	Xa	Xb
6041M.15B	6041M.15GY	15mm	0.046	27.5	27.5	20	20
6041M.22B	6041M.22GY	22mm	0.075	32	32	21	21
6041M.28B	6041M.28GY	28mm	0.113	37	37	23	23
6041M.35B	-	35mm	0.173	43.5	43.5	26	26
6041M.42B	-	42mm	0.318	51	51	30	30
6041M.54B	-	54mm	0.472	62	62	35	35
6041M.67B	-	67mm	0.685	85	85	50	50
6041M.76B	-	76mm	0.895	91	91	50	50
6041M.108B	-	108mm	1.890	123	123	67	67

6092GM Male Elbow



Code	Size	Weight	A	B	Xa	Xb
6092GM.15X1/2B	15mm x 1/2"	0.052	30	24.5	20	12
6092GM.22X3/4B	22mm x 3/4"	0.099	42	27	21	13
6092GM.28X1B	28mm x 1"	0.157	42	36	22	14

6092M 90° Street Elbow




Code (Water)	Code (Gas)	Size	Weight	A	B	Xa	Xb
6092M.15B	6092M.15GY	15mm	0.046	38	44	20	26
6092M.22B	6092M.22GY	22mm	0.075	47.4	58	21	31.6
6092M.28B	6092M.28GY	28mm	0.113	56.6	65	23	31.4
6092M.35B	-	35mm	0.173	68	82	26	40
6092M.42B	-	42mm	0.318	80.4	103	30	52.6
6092M.54B	-	54mm	0.472	100	123	35	58
6092M.67B	-	67mm	0.804	132	140	50	88
6092M.76B	-	76mm	1.123	142	150	50	53
6092M.108B	-	108mm	2.500	200	208	67	72

6090GM Female Elbow



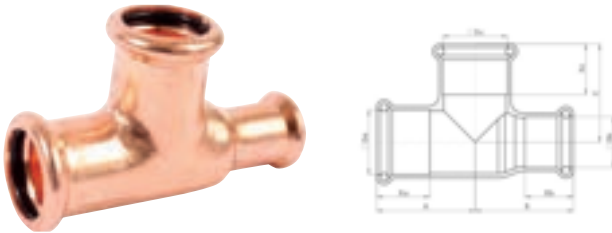
Code	Size	Weight	A	B	Xa	Xb
6090GM.15X1/2B	15mm x 1/2"	0.088	38	26.5	20	14
6090GM.22X3/4B	22mm x 3/4"	0.105	42	24	21	12
6090GM.28X1B	28mm x 1"	0.158	48	31	23	15

6130GM Female Tee




Code	Size	Weight	A	B	C	Xa	Xb	Xc
6130GM.151215B	15 x 15 x 1/2"	0.078	32	32	19	20	20	12
6130GM.221222B	22 x 22 x 1/2"	0.112	35	35	22	22	22	11
6130GM.223422B	22 x 22 x 3/4"	0.145	39	39	27	22	22	15
6130GM.281228B	28 x 28 x 1/2"	0.160	38	38	28	23	23	13
6130GM.283428B	28 x 28 x 3/4"	0.162	41	41	26	23	23	12
6130GM.351235B	35 x 35 x 1/2"	0.230	45	45	32	26	26	14
6130GM.421242B	42 x 42 x 1/2"	0.323	51	51	36	30	30	14
6130GM.541254B	54 x 54 x 1/2"	0.420	56	56	42	35	35	13

6130RM Reduced End Tee



Code	Size	Weight	A	B	C	Xa	Xb	Xc
6130RM.222215B	22 x 15 x 22	0.112	37	47	37	21	20	21
6130RM.282822B	28 x 22 x 28	0.149	42	42	41	23	23	21

6130RM Reduced End and Branch Tee



Code	Size	Weight	A	B	C	Xa	Xb	Xc
6130RM.221515B	22 x 15 x 15	0.110	37	46	38	21	20	20
6130RM.282222B	28 x 22 x 22	0.148	42	42	41	23	21	21

6130RM Reduced Branch Tee



Code (Water)	Code (Gas)	Size	Weight	A	B	C	Xa	Xb	Xc
6130RM.221522B	6130RM.221522GY	22 x 22 x 15	0.115	33	33	31	21	21	20
6130RM.281528B	6130RM.281528GY	28 x 28 x 15	0.150	42	42	41	23	23	20
6130RM.282228B	6130RM.282228GY	28 x 28 x 22	0.166	42	46	42	23	21	23
6130RM.351535B	-	35 x 35 x 15	0.168	45	45	44	26	26	20
6130RM.352235B	-	35 x 35 x 22	0.198	45	45	45	26	26	21
6130RM.352835B	-	35 x 35 x 28	0.218	50	50	44	26	26	23
6130RM.421542B	-	42 x 42 x 15	0.311	50	50	48	30	30	20
6130RM.422242B	-	42 x 42 x 22	0.325	50	50	48	30	30	21
6130RM.422842B	-	42 x 42 x 28	0.337	56	56	49	30	30	23
6130RM.423542B	-	42 x 42 x 35	0.360	56	56	50	30	30	26
6130RM.542254B	-	54 x 54 x 22	0.382	60	60	54	35	35	21
6130RM.542854B	-	54 x 54 x 28	0.434	60	60	55	35	35	23
6130RM.543554B	-	54 x 54 x 35	0.474	61	61	55	35	35	26
6130RM.544254B	-	54 x 54 x 35	0.526	69	69	64	35	35	30
6130RM.672867B	-	67 x 67 x 28	0.682	70	70	58	50	50	23
6130RM.673567B	-	67 x 67 x 35	0.737	74	74	61	50	50	26
6130RM.674267B	-	67 x 67 x 42	0.863	78	78	72	50	50	30
6130RM.675467B	-	67 x 67 x 54	0.914	83	83	75	50	50	35
6130RM.762276B	-	76 x 76 x 22	0.947	69	69	62	50	50	21
6130RM.762876B	-	76 x 76 x 28	1.020	74	74	65	50	50	23
6130RM.763576B	-	76 x 76 x 35	1.057	76	76	67	50	50	26
6130RM.764276B	-	76 x 76 x 42	1.183	80	80	80	50	50	30
6130RM.765476B	-	76 x 76 x 54	1.274	86	86	85	50	50	35
6130RM.766776B	-	76 x 76 x 67	1.355	91	91	89	50	50	50

6130M Equal Tee



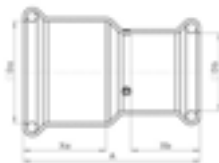
Code (Water)	Code (Gas)	Size	Weight	A	B	C	Xa	Xb	Xc
6130M.15B	6130M.15GY	15	0.076	32	32	32	20	20	20
6130M.22B	6130M.22GY	22	0.117	37	37	37	21	21	21
6130M.28B	6130M.28GY	28	0.191	42	42	42	23	23	23
6130M.35B	6130M.35GY	35	0.250	50	50	50	26	26	26
6130M.42B	-	42	0.401	58	58	58	30	30	30
6130M.54B	-	54	0.580	69	69	69	35	35	35
6130M.67B	-	67	1.182	95	95	85	50	50	50
6130M.76B	-	76	1.495	101	101	87	50	50	50
6130M.108B	-	108	2.780	135	135	125	67	67	67

6240GM Swivel Connector



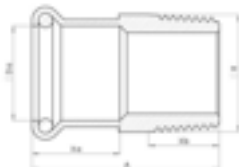
Code	Size	Weight	A	Xa	Xb
6240GM.15X3/4B	15mm x 3/4"	0.056	33	20	8
6240GM.22X1B	22mm x 1"	0.092	34.5	21	10
6240GM.28X1.1/4B	28mm x 1 1/4"	0.135	37.5	23	10

6240M Reducing Coupling



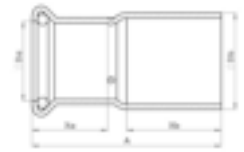
Code	Size	Weight	A	Xa	Xb
6240M.2215B	22 x 15mm	0.049	48	21	20
6240M.2822B	28 x 22mm	0.073	50.5	23	21

6243GM Male Adaptor



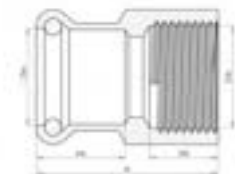
Code	Size	Weight	A	Xa	Xb
6243GM.15X1/2B	15mm x 1/2"	0.034	35	20	11
6243GM.15X3/4B	15mm x 3/4"	0.046	41	20	15
6243GM.22X1/2B	22mm x 1/2"	0.045	41.5	21	18
6243GM.22X3/4B	22mm x 3/4"	0.057	42	23	15
6243GM.22X1B	22mm x 1"	0.087	46.5	21	14
6243GM.28X1B	28mm x 1"	0.104	48	21	15
6243GM.35X1.1/4B	35mm x 1 1/4"	0.128	55	24	16
6243GM.42X1.1/2B	42mm x 1 1/2"	0.185	58	30	20
6243GM.54X2B	54mm x 2"	0.257	62.7	35	24
6243GM.67X2.1/2B	67mm x 2 1/2"	0.587	78.5	50	25
6243GM.76X3B	76mm x 3"	0.770	83	55	30

6243M Fitting Reducer



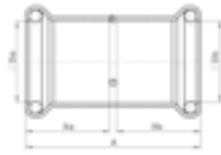
Code (Water)	Code (Gas)	Size	Weight	A	Xa	Xb
6243M.2215B	6243M.2215GY	22 x 15mm	0.039	50	24	20
6243M.2815B	6243M.2815GY	28 x 15mm	0.046	55	27	20
6243M.2822B	6243M.2822GY	28 x 22mm	0.052	53	27	21
6243M.3522B	-	35 x 22mm	0.085	60	30	21
6243M.3528B	6243M.3528GY	35 x 28mm	0.091	59	30	23
6243M.4222B	-	42 x 22mm	0.146	67	34	21
6243M.4228B	-	42 x 28mm	0.150	67	34	23
6243M.4235B	-	42 x 35mm	0.180	66	34	26
6243M.5435B	-	54 x 35mm	0.214	79	39	26
6243M.5442B	-	54 x 42mm	0.238	77	39	30
6243M.6728B	-	67 x 28mm	0.279	96	23	52
6243M.6735B	-	67 x 35mm	0.264	95	26	52
6243M.6742B	-	67 x 42mm	0.280	96	30	52
6243M.6754B	-	67 x 54mm	0.292	98	35	52
6243M.7635B	-	76 x 35mm	0.341	104	26	54
6243M.7642B	-	76 x 42mm	0.344	103	30	54
6243M.7654B	-	76 x 54mm	0.365	110	35	54
6243M.7667B	-	76 x 67mm	0.455	113	50	54

6270GM Female Adaptor




Code	Size	Weight	A	Xa	Xb
6270GM.15X1/2B	15mm x 1/2"	0.039	34	20	13
6270GM.15X3/4B	15mm x 3/4"	0.055	37	21	15
6270GM.22X1/2B	22mm x 1/2"	0.048	35	19	17
6270GM.22X1B	22mm x 1"	0.083	43	21	11
6270GM.22X3/4B	22mm x 3/4"	0.069	42	21	15
6270GM.28X1B	28mm x 1"	0.093	46	24	19
6270GM.35X1.1/4B	35mm x 1 1/4"	0.145	49	25	16
6270GM.42X1.1/2B	42mm x 1 1/2"	0.215	53.2	30	19
6270GM.54X2B	54mm x 2"	0.282	66	35	26

6270M Straight Coupling



Code (Water)	Code (Gas)	Size	Weight	A	Xa	Xb
6270M.15B	6270M.15GY	15mm	0.033	43	20	20
6270M.22B	6270M.22GY	22mm	0.047	44	21	21
6270M.28B	6270M.28GY	28mm	0.065	48	23	23
6270M.35B	-	35mm	0.106	55	26	26
6270M.42B	-	42mm	0.174	62	30	30
6270M.54B	-	54mm	0.220	72	35	35
6270M.67B	-	67mm	0.431	110	50	50
6270M.76B	-	76mm	0.581	110	50	50
6270M.108B	-	108mm	1.200	144	67	67

6270SM Slip Coupler



Code (Water)	Code (Gas)	Size	Weight	A
6270SM.15B	6270SM.15GY	15mm	0.055	80
6270SM.22B	6270SM.22GY	22mm	0.078	80
6270SM.28B	6270SM.28GY	28mm	0.097	90
6270SM.35B	-	35mm	0.146	102
6270SM.42B	-	42mm	0.210	120
6270SM.54B	-	54mm	0.306	140

6472GM Wallplate Elbow



Code	Size	Weight	A	B	Xa	Xb
6472GM.15X1/2B	15mm x 1/2"	0.094	35	24.5	21	13

6341GM Male Union



Code	Size	Weight	A	Xa	Xb
6341GM.15X1/2B	15mm x 1/2"	0.138	66	22	15
6341GM.22X3/4B	22mm x 3/4"	0.210	65.5	26	19
6341GM.28X1B	28mm x 1"	0.350	70	26	20

6301M Stop End



Code (Water)	Code (Gas)	Size	Weight	A	Xa
6301M.15B	6301M.15GY	15mm	0.019	22.5	20
6301M.22B	6301M.22GY	22mm	0.032	24.5	21
6301M.28B	-	28mm	0.048	26.5	23
6301M.35B	-	35mm	0.062	29.5	26
6301M.42B	-	42mm	0.088	35.5	30
6301M.54B	-	54mm	0.141	38.5	35
6301M.67B	-	67mm	0.255	53	50
6301M.76B	-	76mm	0.340	54	50
6301M.108B	-	108mm	0.830	72	67

General Specification

Flowflex Copper Press fittings offer the ideal, cost-effective jointing solution for domestic, commercial & industrial applications. Our complete range of M-Profile Copper Press can be installed using a speedy heat-free jointing technique which creates an aesthetic, secure and permanent joint.

Copper Press fittings are available in sizes from 15mm to 108mm, follow the 'M' Profile and are compatible with all 'M' Profile tooling. The range is suitable for above ground applications including for drinking water, purified water as well as water heating systems.

Flowflex Copper Press fittings are suitable for use with copper tube manufactured to EN1057.

- WRAS Approved
- All fittings are marked with Flowflex Logo, WRAS & Size
- EPDM, Leak Before Press O-Ring

Working Temperature & Pressures

Max Operating Temperature	Max Working Pressure
110°C	(PN16) 16 bar

Approvals



Copper Press Fittings WRAS 1903374



Brass Threaded M Press Fittings WRAS 2007363



Flowflex operates a quality management system audited by the British Standards Institute as per for the manufacture and supply of fittings and components for use in all applications of the HVAC industry.

It is through these internal systems that we have the confidence to guarantee our copper press fittings against manufacturing defects for 25 years, when installed in accordance with our instructions on specified tube materials and applications.

Installation



1. CUT PIPE

Ensure that the copper tube is manufactured to EN1057 and that the fitting is the correct size for the tube being used. Cut the tube to length using a good quality pipe cutter or rotary pipe cutter. It is important to ensure that the pipe ends are clean and cut square.



2. CLEAN & CALIBRATE

After cutting the tube ensure all burrs and sharp edges are removed. Use a de-burring tool on both the inside and outside of the tube. The tube ends should be free from scratches or scores for a distance which at least covers the socket depth. A poorly calibrated tube could damage the O-ring on insertion.



3. CHECK & MARK

Before inserting the pipe, check the O-ring is present, lubricated and free from damage. Insert the tube into the fitting up until it hits the pipe stop. Mark the insertion depth with a black marker on the tube to ensure the pipe has been fully inserted before pressing.



4. PRESS

Ensure you select the correct size jaw and that the jaw is M profile. The jaw must be placed square on the fitting and the joint is only complete when the mouth of the fitting is fully enclosed by the jaws. After the press cycle is complete remove the jaws and check that the socket depth marking on the pipe has remained in place, adjacent to, the now pressed, mouth of the fitting.



Flowflex Components Ltd.

Samuel Blaser Works, Dew Pond Lane,
Tongue Lane Industrial Estate,
Buxton SK17 7LR, United Kingdom

Tel: +44 (0)1298 77211

Email: sales@flowflex.com

www.flowflex.com